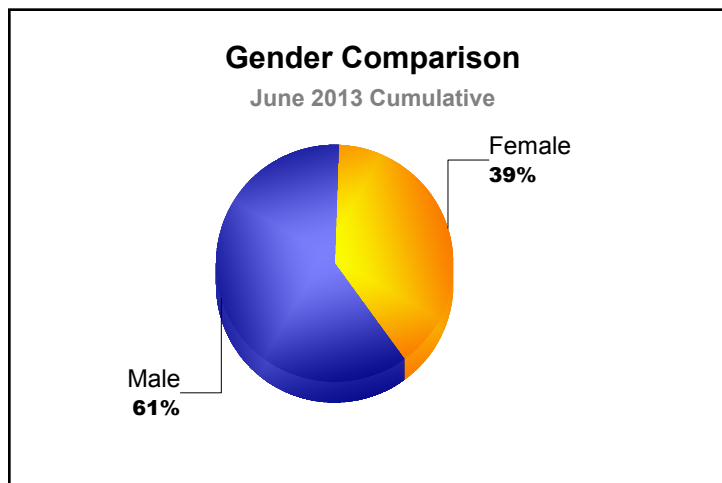
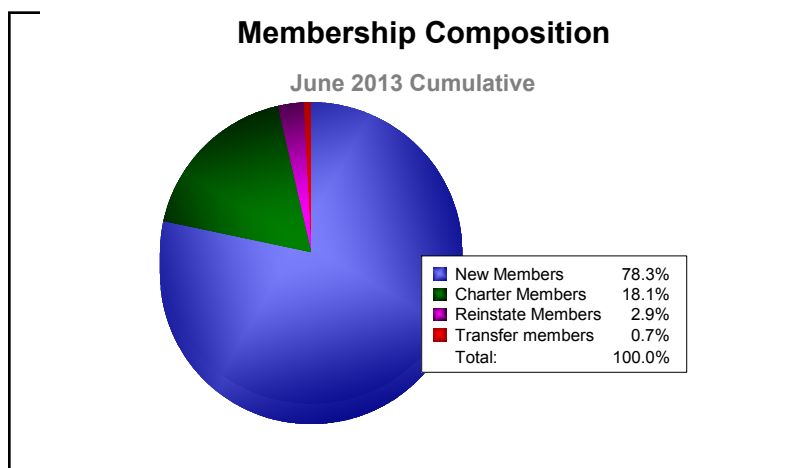
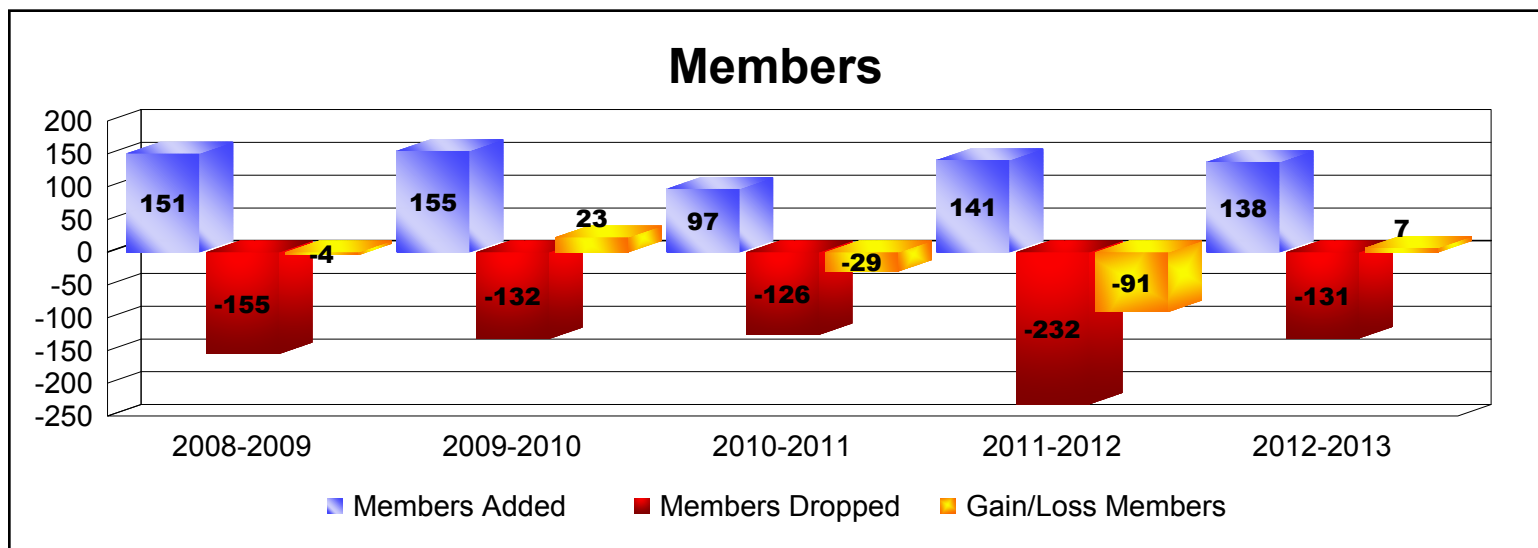
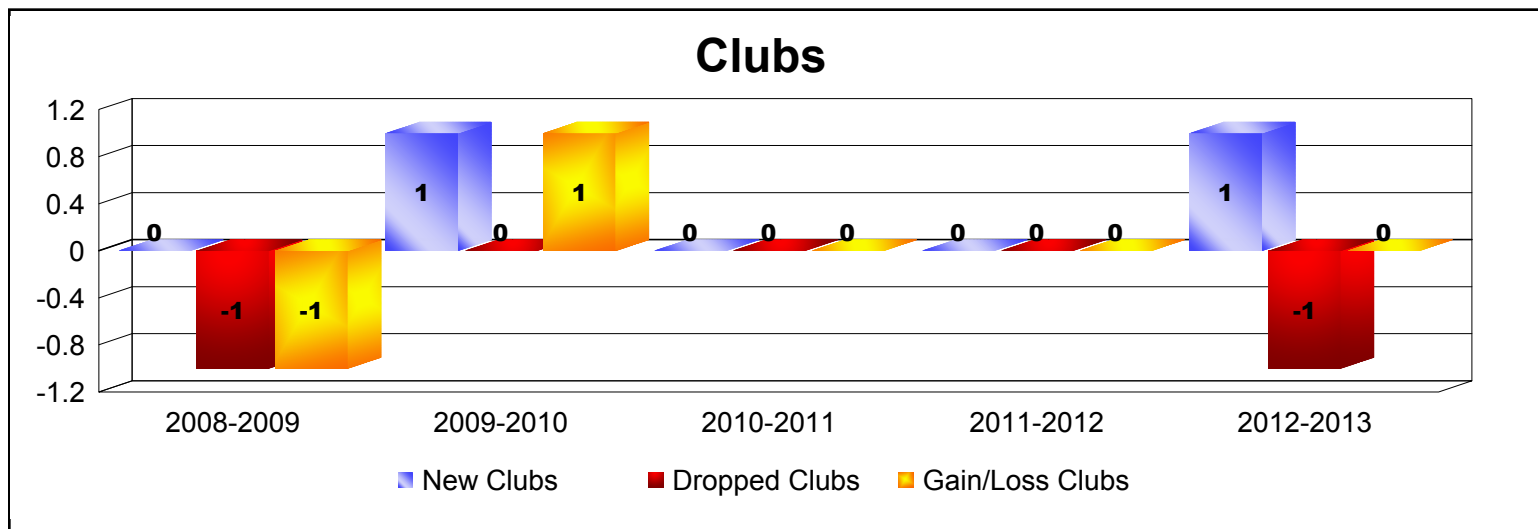
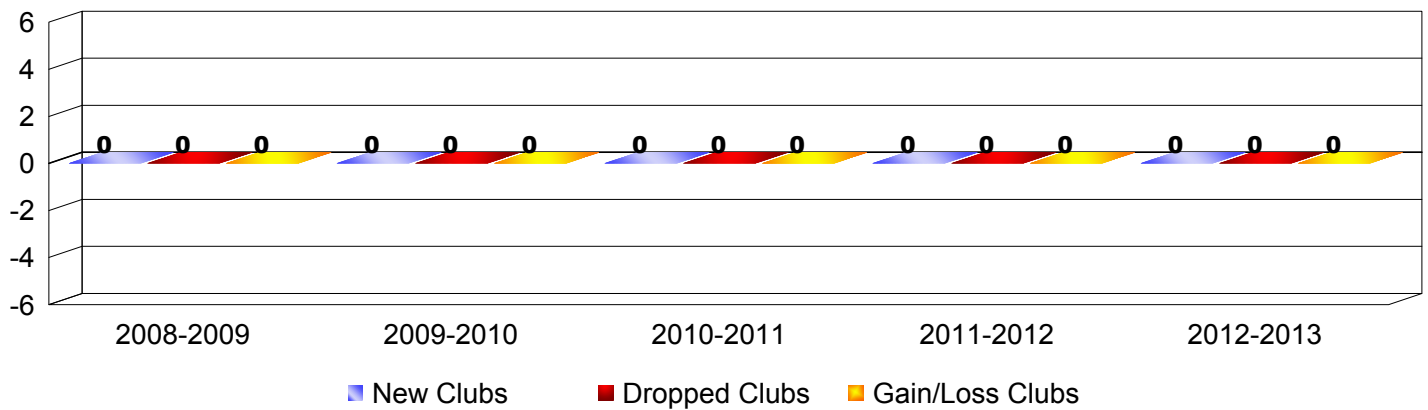


Year	New Clubs	Dropped Clubs	Gain/Loss Clubs	New Members	Charter Members	Reinstate Members	Transfer Members	Total Member Added	Total Members Dropped	Gain/Loss Members
2008-2009	0	-1	-1	134	0	13	4	151	-155	-4
2009-2010	1	0	1	112	38	4	1	155	-132	23
2010-2011	0	0	0	86	0	3	8	97	-126	-29
2011-2012	0	0	0	99	0	42	0	141	-232	-91
2012-2013	1	-1	0	108	25	4	1	138	-131	7
<b>Average</b>	<b>0</b>	<b>0</b>	<b>0</b>	<b>108</b>	<b>13</b>	<b>13</b>	<b>3</b>	<b>136</b>	<b>-155</b>	<b>-19</b>

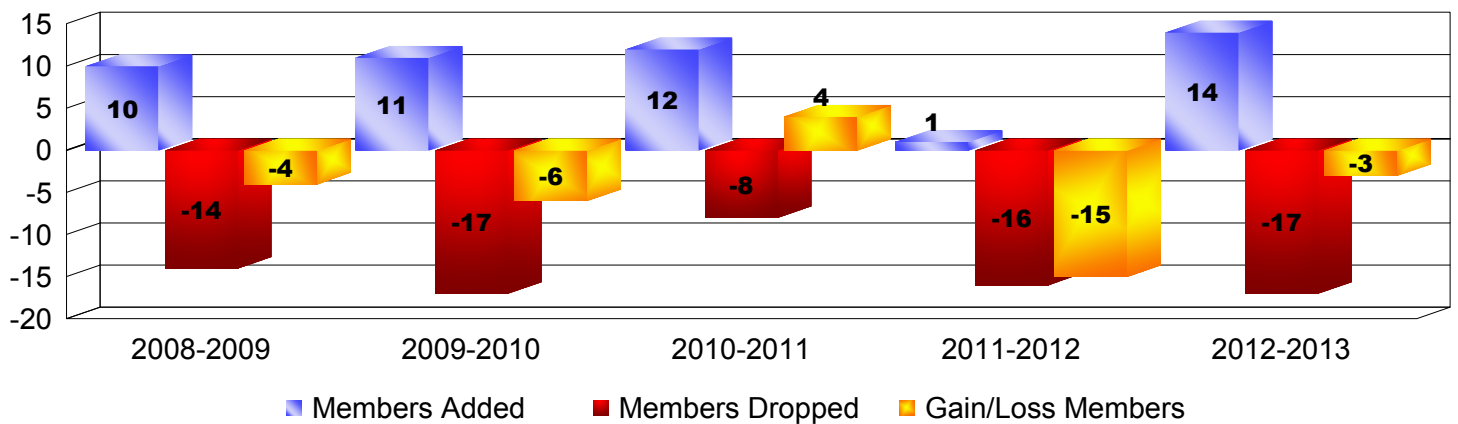


Year	New Clubs	Dropped Clubs	Gain/ Loss Clubs	New Members	Charter Members	Reinstate Members	Transfer Members	Total Member Added	Total Members Dropped	Gain/ Loss Members
2008-2009	0	0	0	2	0	0	0	2	-1	1
2008-2009	0	0	0	0	0	0	0	0	0	0
2008-2009	0	0	0	7	0	0	1	8	-13	-5
2009-2010	0	0	0	0	0	0	0	0	-3	-3
2009-2010	0	0	0	0	0	0	0	0	0	0
2009-2010	0	0	0	10	0	0	1	11	-14	-3
2010-2011	0	0	0	2	0	0	0	2	-1	1
2010-2011	0	0	0	2	0	0	0	2	0	2
2010-2011	0	0	0	7	0	1	0	8	-7	1
2011-2012	0	0	0	0	0	0	0	0	-1	-1
2011-2012	0	0	0	0	0	0	0	0	-6	-6
2011-2012	0	0	0	1	0	0	0	1	-9	-8
2012-2013	0	0	0	5	0	0	0	5	-3	2
2012-2013	0	0	0	0	0	0	0	0	0	0
2012-2013	0	0	0	8	0	0	1	9	-14	-5
<b>Average</b>	<b>0</b>	<b>0</b>	<b>0</b>	<b>3</b>	<b>0</b>	<b>0</b>	<b>0</b>	<b>3</b>	<b>-5</b>	<b>-2</b>

### Clubs

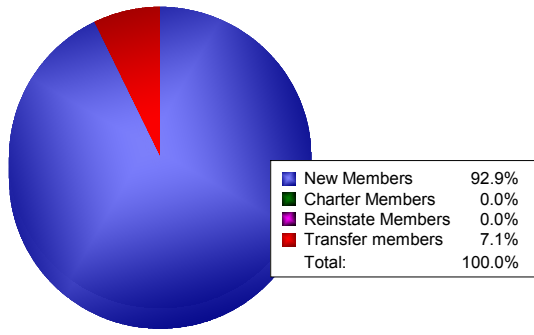


### Members



## Membership Composition

June 2013 Cumulative



## Gender Comparison

June 2013 Cumulative

